
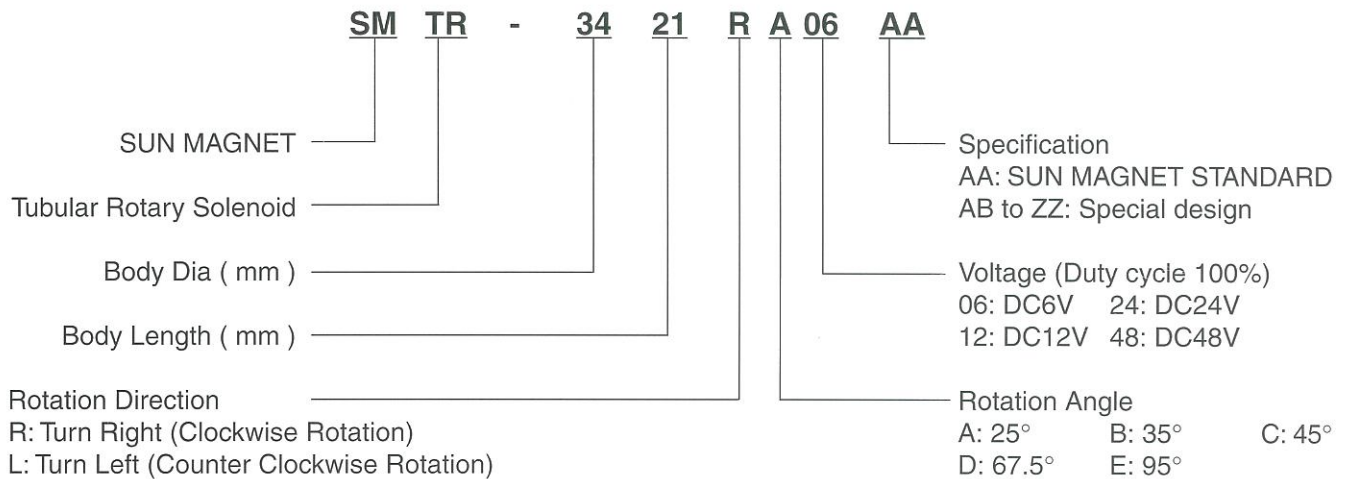


# Rotary Solenoids



## ORDER INFORMATION




## PERFORMANCE (at initial value)

Item \ Type	SMTR Series
Insulation grade	Class E (120°C), Lead wire: Class A (105°C)
Temperature rise	80°C (at continuous duty, ambient temperature 40°C, with heat sink)
Insulation resistance	More than 100MΩ on a DC 500V megger (at normal temperature and normal humidity)
Dielectric strength	AC1000V, 50/60Hz, 1 minute (at normal temperature and normal humidity)
Operating temp. range	-20°C ~ + 40°C
Life expectancy	Standard life: 2,000,000 cycles; or more

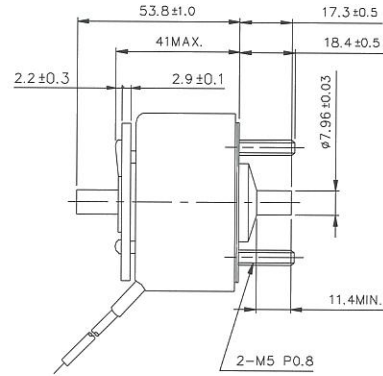


# SMTR-5941 Rotary Solenoids

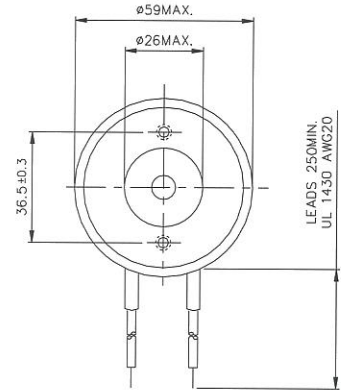
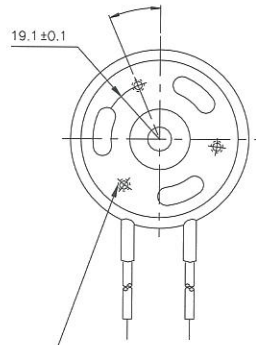


Weight 重量 : 615g

UNIT 單位 : mm  
Shown De-energized  
斷電狀態  
Right Hand Rotation  
右邊旋轉



1/2 ROTATION ANGLE ±3' TO LEFT OF CENTER FOR R.H. ROTATION, RIGHT CENTER FOR L.H. ROTATION.



## COIL DATA 線圈資料

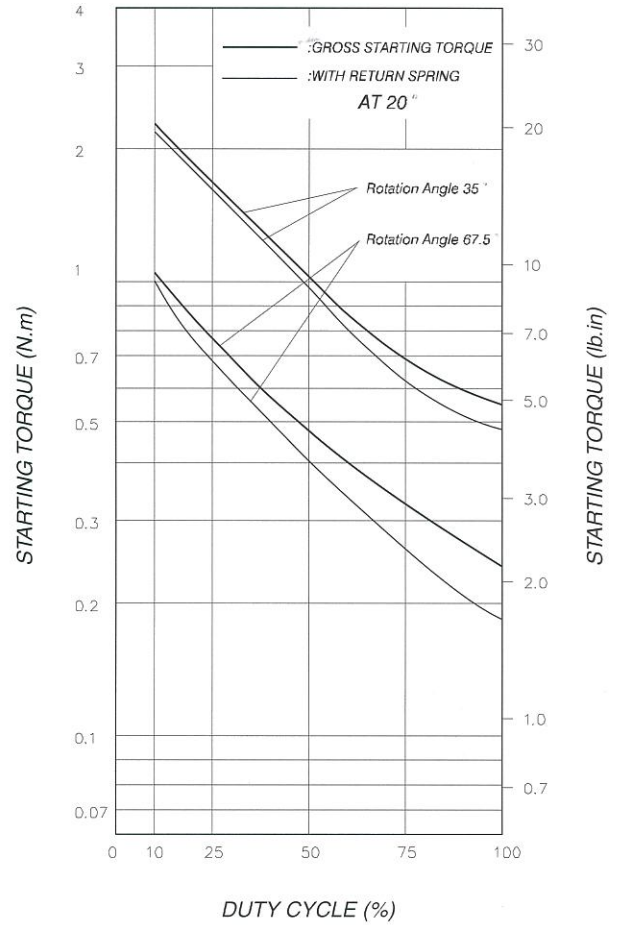
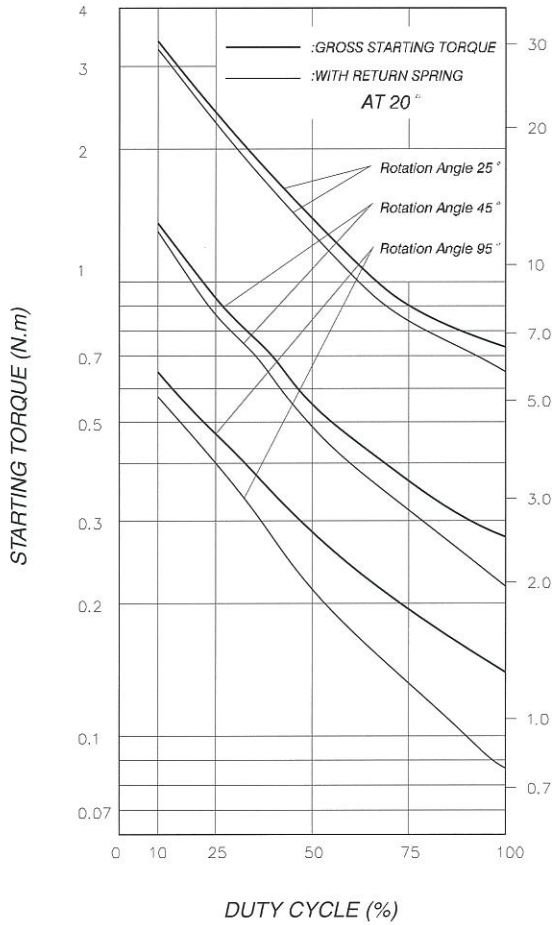
Heat Sink : 310 × 310 × 3mm (aluminum)  
Return spring torque : 0.045 ~ 0.065 N.m

散熱片 : 310 × 310 × 3mm (鋁)  
復歸彈簧扭力 : 0.045 ~ 0.065 牛頓·米

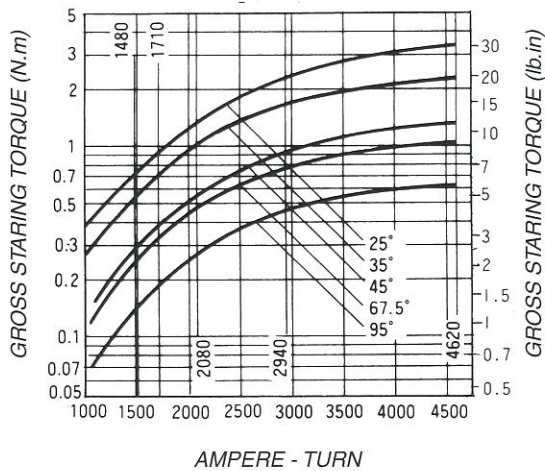
Duty cycle (%) = $\frac{\text{"ON" time}}{\text{"ON" time} + \text{"OFF" time}} \times 100\%$ 作動週期 (%) = $\frac{\text{ON 時間}}{\text{ON 時間} + \text{OFF 時間}} \times 100\%$		Continuous (100%) 連續 (100%)	Or less (75%) 間斷 (75%)	Or less (50%) 間斷 (50%)	Or less (25%) 間斷 (25%)	Or less (10%) 間斷 (10%)	
MAX. "on" time in seconds 最大 ON 時間 (秒)		∞	95	87	36	13	
Watts at 20°C 瓦特數 (W) (在 20°C)		32	43	64	128	320	
Ampere-turns at 20°C AT 值 (在 20°C)		1480	1710	2080	2940	4620	
Gross starting torque at 20°C (N · m) 起始扭力 (牛頓·米) (在 20°C)		A: 25°	0.72	0.92	1.33	2.33	3.45
		B: 35°	0.53	0.69	1.03	1.7	2.27
		C: 45°	0.28	0.38	0.55	0.94	1.36
		D: 67.5°	0.25	0.33	0.48	0.78	1.07
		E: 95°	0.14	0.19	0.27	0.47	0.64
Type no. 型號	Resistance (20°C) $\Omega \pm 10\%$ 阻值 ( $\Omega$ ) ± 10%	No. turns 繞線圈數	Volts DC 電壓				
SMTR-5941 □□ 6.2AA	1.23	295	6.2	7.1	8.7	12.3	19.3
SMTR-5941 □□ 7.6AA	1.75	340	7.6	8.8	10.7	15.1	24
SMTR-5941 □□ 9.3AA	2.79	446	9.3	10.7	13	18.4	29
SMTR-5941 □□ 11.9AA	4.54	567	11.9	13.7	16.7	24	37
SMTR-5941 □□ 14.9AA	6.93	690	14.9	17.2	21	30	46
SMTR-5941 □□ 20.0AA	12.5	910	20.0	24	29	40	63
SMTR-5941 □□ 24AA	18.4	1120	24	28	34	48	76
SMTR-5941 □□ 33AA	33.4	1500	33	38	46	65	103
SMTR-5941 □□ 39AA	46.3	1750	39	45	55	78	122
SMTR-5941 □□ 49AA	74.5	2232	49	57	69	98	154
SMTR-5941 □□ 63AA	125.5	2940	63	73	89	126	197
SMTR-5941 □□ 82AA	199	3611	82	94	115	162	255
SMTR-5941 □□ 103AA	302	4350	103	119	144	204	321
SMTR-5941 □□ 123AA	417	5010	123	142	173	245	385

□□ : Rotation Direction and Angle □□ : 旋轉方向及角度

## DUTY CYCLE Vs STARTING TORQUE 工作週期 / 起始扭力



## AMPERE TURN Vs GROSS STARTING TORQUE 安-匝 / 起始扭力



## AMPERE-TURN Vs RESPONSE TIME 安-匝 / 反應時間

